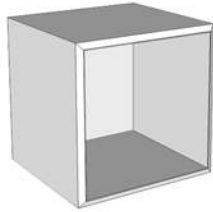


MODULES AVEC FOND - MODULES MET BODEM - MODULES WITH BACKSIDE

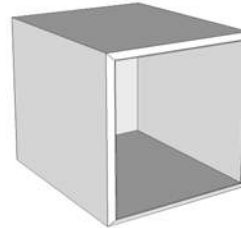
Carré ouvert avec fond, prof 35
Vierkant open met bodem, 35 diep
Open square with backside, depth 35



cm: 38x38x35

A1

Carré ouvert avec fond, prof 45
Vierkant open met bodem, 45 diep
Open square with backside, depth 45



cm: 38x38x45

A2

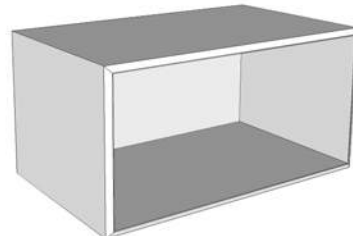
Rectangle ouvert avec fond, prof 35
Rechthoek open met bodem, 35 diep
Open rectangle with backside, depth 35



cm:76x38x35

B1

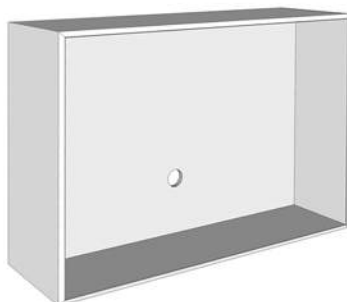
Rectangle ouvert avec fond, prof 45
Rechthoek open met bodem, 45 diep
Open rectangle with backside, depth 45



cm:76x38x45

B2


Elément TV avec passage câble
TV element met kabel doorgang
TV element with grommet



cm: 114x76x34

TV1

Elément TV avec passage câble
TV element met kabel doorgang
TV element with grommet

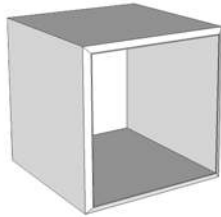


cm:152x114x34

TV2

MEUBLE DE SEPARATION - SCHEIDINGSMEUBEL - SEPARATION FURNITURE

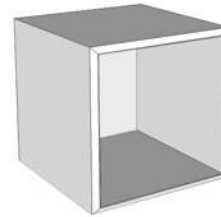
Carré sans fond, fini des 2 côtés
Vierkant zonder bodem, aan beide kanten afgewerkt
Square without backside, both sides finished



cm:38x38x40

C1

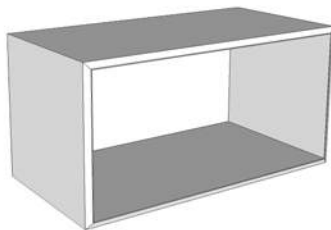
Carré avec fond, fini des 2 côtés
Vierkant met bodem, aan beide kanten afgewerkt
Square with backside, both sides finished



cm:38x38x40

C2

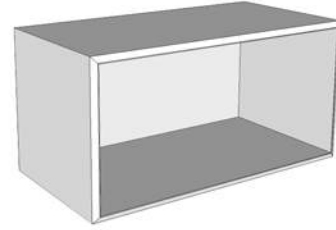
Rectangle sans fond, fini des 2 côtés
Rechthoek zonder bodem, aan beide kanten afgewerkt
Recangle without backside, both sides finished



cm:76x38x40

D1

Rectangle avec fond, fini des 2 côtés
Rechthoek met bodem, aan beide kanten afgewerkt
Recangle with backside, both sides finished

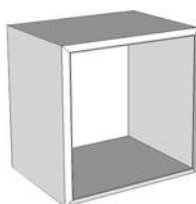


cm:76x38x40

D2

MUR LUMINEUX - LICHTMUUR - LIGHT WALL

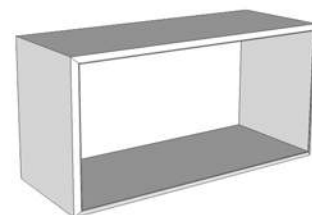
Carré sans fond, prof 29
Vierkant zonder bodem, 29 diep
Square without backside, depth 29



cm:38x38x29

E1

Rectangle sans fond, prof 29
Rechthoek zonder bodem, 29 diep
Recangle without backside, depth 29

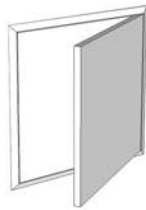


cm:38x38x29

E2

PORTES - DEUREN - DOORS

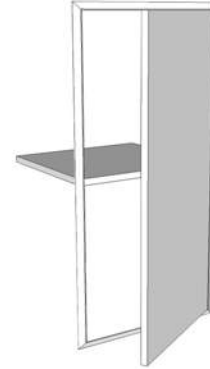
Porte ouvrante pour carré A1 ou A2 avec pousse-lache
Push-to-open deur voor vierkant A1 of A2
Opening door, push-to-open for square A1 or A2



cm:34x34x2

P1Ax

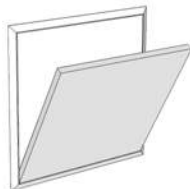
Porte ouvrante + étagère avec pousse-lache pour rectangle B1 ou B2
Push-to-open deur + lade voor rechthoek B1 of B2
Opening door, push-to-open + shelf for rectangle B1 or B2



cm:34x72x2

P1Bx

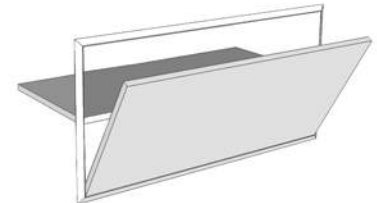
Porte tombante avec piston pour carré A1 ou A2
Vallende deur met demper voor vierkant A1 of A2
Falling door for square A1 or A2



cm:34x34x2

P2Ax

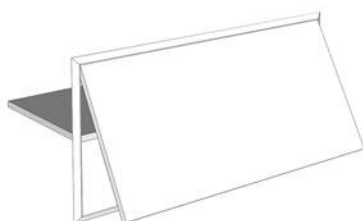
Porte tombante avec piston + étagère pour rectangle B1 ou B2
Vallende deur met valschaar demper + lade voor rechthoek B1 of B2
Falling door + shelf for rectangle B1 or B2



cm:34x72x2

P2Bx

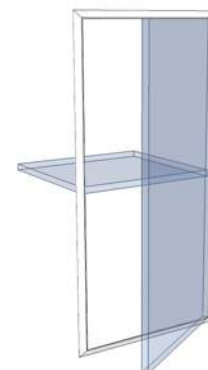
Porte relevante avec piston + étagère pour rectangle B1 ou B2
Liftdeur met demper + lade voor rechthoek B1 of B2
Lift door + shelf for rectangle B1 or B2



cm:34x72x2

P4Bx

Porte ouvrante en verre + étagère en verre avec pousse-lache pour rectangle B1 ou B2
Push-to-open glazen deur + glazen lade voor rechthoek B1
Push-to-open glasse door for rectangle B1 or B2




cm:34x72x1

GL1

INSERES - INDELINGEN - ORGANISERS

Organiseur vertical 2 étagères
Organiser 2 legplanken
Vertical organiser 2 shelves



cm:34x72x20

ORG1

Organiseur horizontal 1 étagère
Organiser 1 legplank
Horizontal organiser 1 shelf

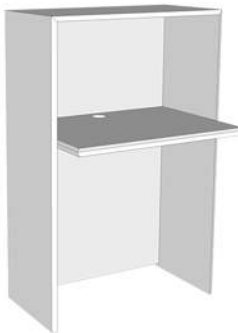


cm:72x34x20

ORG2

BUREAU - BUREEL - WORKING DESK

Bureau, profondeur 35 ou 45cm
Bureel, diepte 35 of 45cm
Working desk, depth 35 or 45cm



cm:118x76x34

DESK1

Bureau, profondeur 35 ou 45cm
Bureel, diepte 35 of 45cm
Working desk, depth 35 or 45cm




cm:118x114x34

DESK2

ELEMENT DECO - DECO ELEMENT - DECO BOX


Élément deco
Deco element
Deco box



cm:76x76x34

DECO1

Élément deco
Deco element
Deco box

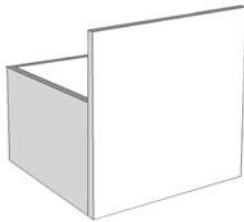


cm:114x76x34

DECO2

TIROIRS - SCHUIFLADEN - DRAWERS

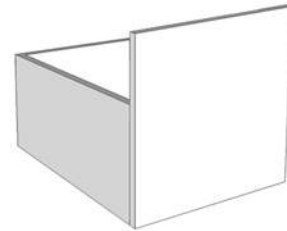
Tiroir pousse-lache pour carré A1
Push-to-open schuiflade voor vierkant A1
Push-to-open drawer for square A1



cm:29x23,5x29

T1A1

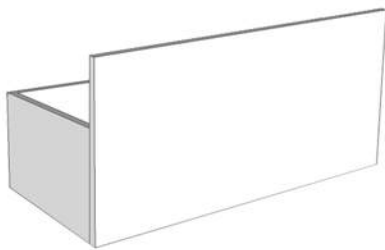
Tiroir pousse-lache pour carré A2
Push-to-open schuiflade voor vierkant A2
Push-to-open drawer for square A2



cm:29x35x29

T1A2

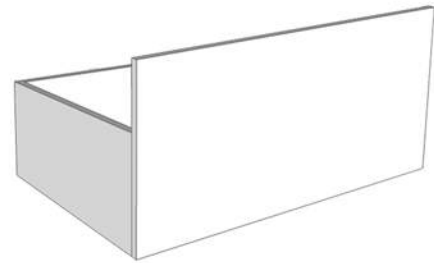
Tiroir pousse-lache pour rectangle B1
Push-to-open schuiflade voor rechthoek B1
Push-to-open drawer for rectangle B1



cm:68x23,5x29

T1B1

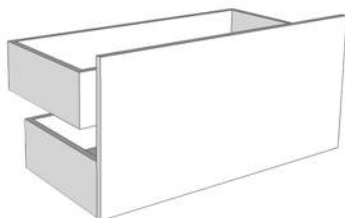
Tiroir pousse-lache pour rectangle B2
Push-to-open schuiflade voor rechthoek B2
Push-to-open drawer for rectangle B2



cm:68x35x29

T1B2

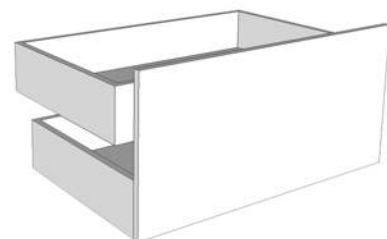
Tiroirs double pousse-lache pour rectangle B1
Push-to-open dubbele schuiflade voor rechthoek B1
Push-to-open dubbel drawer for rectangle B1



cm:68x23,5x13

T2B1

Tiroirs double pousse-lache pour rectangle B2
Push-to-open dubbele schuiflade voor rechthoek B2
Push-to-open dubbel drawer for rectangle B2




cm:68x35x13

T2B2


ELEMENTS DE CONSTRUCTIONS - CONSTRUCTIE ELEMENTEN - CONSTRUCTION ELEMENTS

Joue gauche & droite + élément supérieur, prof 37
Links & rechts zijkanten + boven element, 37 diep
Left & right sides + topelement, depth 37




J1

Joue gauche & droite + élément supérieur, prof 47
Links & rechts zijkanten + boven element, 47 diep
Left & right sides + topelement, depth 47



J2

Socle avec pieds réglables avec plinthe finie
Sokkel met verstelbare steunen met afgewerkte plint
Fitting base with finish plinth



Z1